

International Tourism 2025



UN Tourism

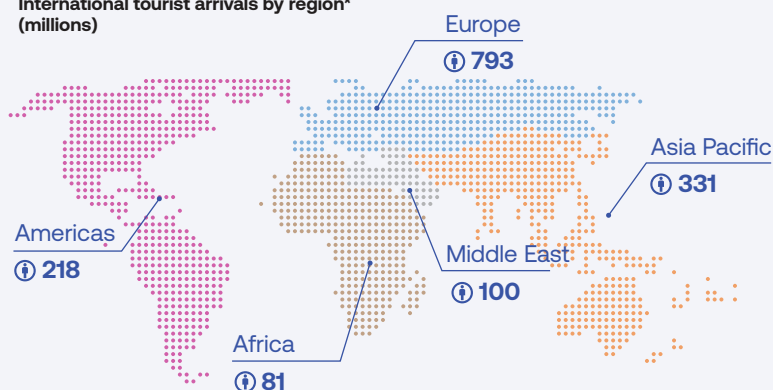
International Tourist Arrivals* **1,523** million **+4%** Change over 2024

Export Revenues from International Tourism¹ **2.2** USD trillion **+5% to +6%** Change over 2024 (in real terms, est.)

* Provisional data.

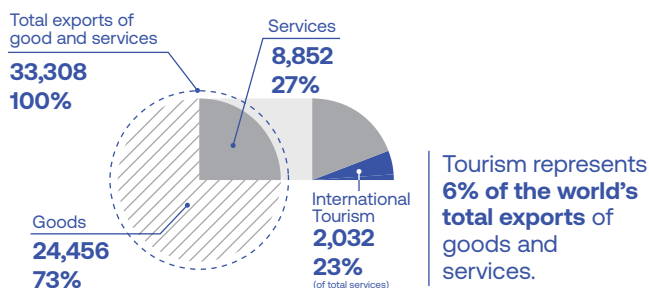
¹ Revenues consist of international tourism receipts and passenger transport fares.

International tourist arrivals by region* (millions)



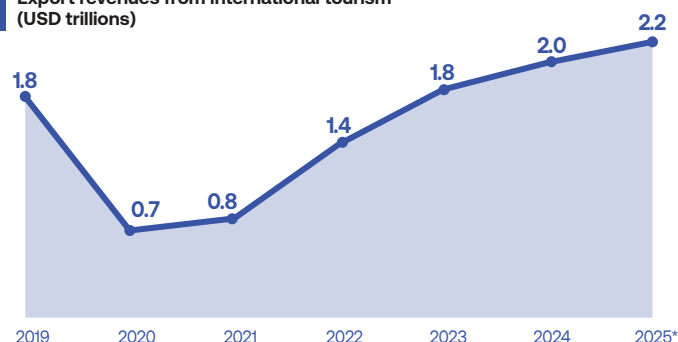
Tourism in global exports

International tourism in the Balance of Payments (BOP), 2024 (USD billions, %)



Tourism Exports

Export revenues from international tourism¹ (USD trillions)

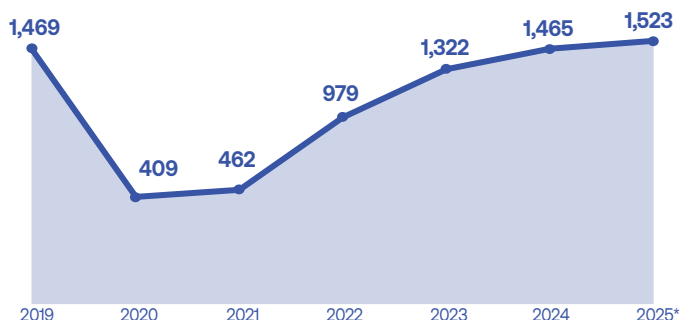


* Provisional data.

¹ Revenues consist of international tourism receipts and passenger transport fares.

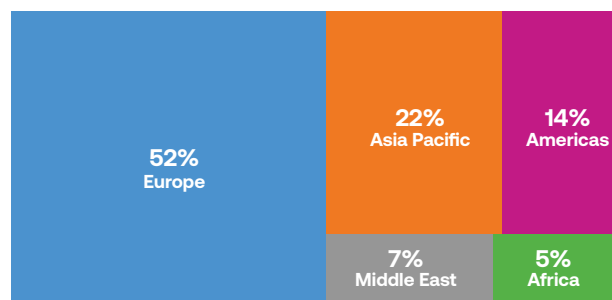
Tourist Arrivals

International tourist arrivals (millions)



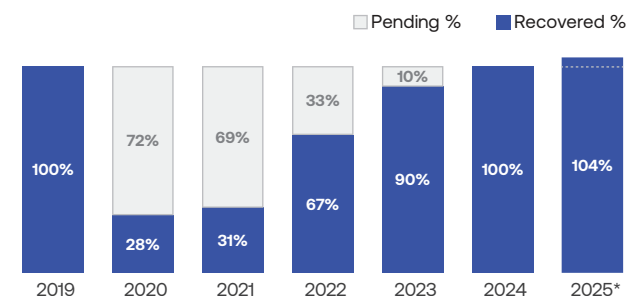
* Provisional data.

Share of arrivals by region, 2025* (%)



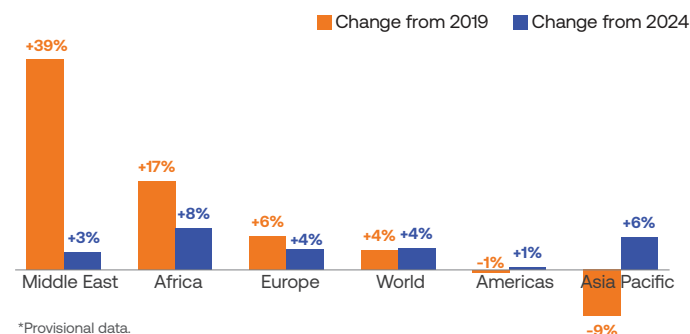
* Provisional data.

International tourist arrivals: Percentage of 2019 levels recovered (%)



* Provisional data.

International tourist arrivals, 2025* (% change)



* Provisional data.